

Design Drafting NEWS

Ron McDonald ADDA President



Random Thoughts on Retirement

This September, I will retire after 45 years in the drafting/design profession. During those 45 years, I have seen and experienced many changes in the profession, some good and in my opinion not so good. I have had the opportunity to work in the aerospace, transportation and pipeline equipment industries. All have added to my professional knowledge and have given me the opportunity to experience design of different products, from military aircraft to over the road tankers and then finally pipeline equipment. However, I regret that I have had no real exposure to the other areas of the profession such as civil, architectural, structural and electrical, etc. More on that thought later in the message.

The profession changed over the years. From rooms full of drafters, drafting table/ machines, sounds of the blueprint machine, the smell of eraser dust, the sound of electric erasers, trying to master the 'Leroy' lettering set, writing pages of notes by hand and then having to erase what you did yesterday because the requirements have changed. Then with the arrival of Computer Aided Design (CAD), the drafter/designer was promised that productivity would improve and it did. That new tool also offered new challenges such as plotter pens running dry halfway through a plot, printer paper jams and the inevitable crash. For the most part, CAD has enabled the drafter/designer to produce quite accurate drawings that can be easily edited or modified in a shorter time frame. However, I have noticed another issue since the arrival of CAD.

That is the drafter/designer relies too much on the software and has in my opinion either forgotten or never really learned basic

Continued on Page 6

On the Drawing Board

- 2013 ADDA Conference—Kansas City
- On-Line Examination & Review Guide Updates
- New Website & Development - Sept 2012
- Museum Donations and Funding Grants
- New Examination Development and Grants

As Built

Random Thoughts	Page 1,6
ADDA Certification brings success	Page 2
Professionalism	Page 3
Drafting Contest	Page 4
	Page 3
Museum of Design Drafting	Page 3
The CAD Card	Page 4
A Connection to Reality	Page 4
Past Presidents Acknowledged	Page 5
2012 Instructor of the Year	Page 5
	Page 6
	Page 7
CAD Academy Curriculum	Page 8
Schultz New VP Tech Education	Page 8
Aguirre Position with Tech-Ease	Page 9
Call for White Papers	Page 9
New Membership Levels	Page 11
Curriculum Certification	Page 11
Ethics Thought	Page 11
Rethinking Design Education	Page 12
ICC Code Checking Software	Page 12
GD&T Tip	Page 12
Jobs from Home	Page 13
Journals	Page 13
Normandy Drawings on Sale	Page 14
IBM Holey Optochip	Page 14
Schultz completes Degree	Page 15
Graduate Pins	Page 16
Contest	Page 16
Signature Products	Page 16

ADDA Certification brings Success E. H. Lindsey

Jack Welch said "If you don't have a competitive advantage, don't compete.

I wish to share with ADDA three success stories that I have had here at Citrus High School in Central Florida through the last several years.

A former student, upon graduating from Citrus High School in 2008, obtained employment in the construction industry. After two years of freezing winters and blistering summers, he started on his associate's degree at night. Before he had completed his degree, he had an opportunity to apply for a drafting position at a local electrical power generating facility. During the interview, he was asked if he had any certifications. He produced his ADDA Professional Mechanical Drafting Certification card. And according to the story my former student told me, the interview was over and he was being introduced to his new co-workers. This former student has since come to me asking for help and guidance in purchasing his first house. His appreciation for his drafting education and ADDA Certification, in his words, 'changed my life.'

Another young man, graduated from Citrus High School, who obtained his Professional Mechanical Drafting Certification in 2008. During his college career he obtained three summer internships. This young man admitted to me that he obtained that internship solely because of his ADDA Drafting Certification. Upon graduating from college, with his certification and three internships, he received five different job offers with salaries ranging from \$65,000.00 to \$95,000.00. In his letter to me, he commented that his only decision was 'Where he wanted to live.'

And not my last This success story also comes from a young lady, also the class of 2008. She sent me a letter from school informing me that she will be graduating in December of 2012, has had four internships and has landed a very lucrative job in Massachusetts and has been accepted to MIT's Electrical Engineering Master's Degree Program. I remember the first day she came into my class, intimidated by the drawings on the wall. She mastered them and obtained her Mechanical Certification here. She has freely admitted that her certification gave her the confidence to tackle and achieve her college degree.

These are but a few, very few of my success here at Citrus High School. I have over 48 young men and women serving in our nation's military services in technical capacities. All these former students tell me the same thing, their first step in realizing their full potential and successes was obtaining their ADDA Mechanical Drafting Certification.

There is more than just my student success stories. My involvement with the ADDA has made me a much better and more focused Drafting Instructor. It has given me the framework and the professional credentials my students, parents, administration and community recognizes a qualified program should have. The reputation of the Drafting Program here at Citrus High School has spread to other surrounding counties and I receive calls from other Drafting Instructors wanting to duplicate the success we have obtained.

On two separate occasions, two different companies, have posed the following questions to their prospective employee. "Do you hold your Drafting Certification from the ADDA?" and "Did you graduate from the Drafting Program at Citrus High School?" Another example comes from a nearby nuclear power generating facility, their hiring supervisor for engineering interns, simply stated "We will not interview an applicant unless they hold their ADDA Drafting Certification". In my experience, that explains it all.



Professionalism Building the Proper Foundation



What do we mean when we talk about Professionalism? More importantly, what do we mean by "Building a Proper Foundation"? Consider the building of a house. What is the first thing that is done before the actual erection of the house, or building? A foundation is laid. Why? Without a foundation, the rest of the building will not be sturdy and the first wind or earthquake would destroy it. In your line of work, you also have to lay a foundation in order to be perceived as having professionalism.

How is Professionalism defined? You can go to any dictionary and get a very concise definition. Merriam-Webster states the following: "the conduct, aims, or qualities that characterize or mark a profession or a professional person." So, we have conduct, aims, or qualities as those things that mark professionalism.

Another definition that fits more appropriately to our discussion might be: "meticulous adherence to undeviating courtesy, honesty, and responsibility in one's dealings with customers and associates, plus a level of excellence that goes over and above the commercial considerations and legal requirements."

Let's break down some of these points that have been presented and see if we can begin to lay a good foundation.

Conduct: How do you conduct yourself around your fellow workers or supervisors? Do you treat them with respect? Do you honestly listen to their views and give those views your full attention by taking and possibly using their suggestions or allow their opinions to be considered? Are you reliable; at work on time, stay until the stated work day ends and give 100 percent of your time to the company? When given a deadline, do you deliver on time? As you can see, conduct plays a very critical role in laying a foundation of professionalism.

Aims: What are your goals; your aim in working? Is it to better the company or to get the most for you? Here we have another part of the foundation. When your company sees that your goals; your aim for working is for the company's benefit, you become more professional in their eyes.

Qualities: This might be a more vague part of the foundation but here we can look at our self. Might qualities be how we are dressed when we come to work? It is common today for most companies to not require ties in the office, though do not be deceived, there are still those companies around. But, even without a required tie, how should we present ourselves? I have found that if the company work attire rules state business casual, that usually means Dockers, shoes of some sort that can take a polish, and either a short sleeve or long sleeve Oxford shirt. Many companies include polo shirts in this classification as well as clean and neat jeans. But wait, you want to be considered a professional and show professionalism. It is here that you can shine. Even if jeans are allowed, if you were to come to work everyday wearing slacks, a nice Oxford shirt and casual loafers; while others wore jeans and not so good looking shirts; who do you think the management would look at as being more professional? You got it...you! Here is a third, and maybe, final section of the foundation. Qualities will also include those shown in the second definition.

Now, if we put all these items together, into the foundation of our professional actions, would we not appear as someone that not only knows what we are doing but also has a confident air about them? It is these things that start the foundation of our having professionalism and being considered professional. I can almost say without a doubt that those that practice these foundational actions will not only succeed in their work but will advance much faster than those that don't.

I hope you found this short article of some interest and you may see a more detailed article in the future. Thank you for reading and remember, a professional always portrays the proper ethics, actions, appearance, and communications.

Annual Drafting Contest Tony Whitus

In 1967 the ADDA Board of Directors introduced the annual Drafting Contest as a means of recognizing outstanding training programs, to encourage excellence in effort and discipline, and to give recognition to outstanding students and design/drafting programs. During the early years, the instructors hand-carried the student entries to the conference where they were evaluated and winning entries identified. Each year the program has evolved and the 2013 contest will mark the 46th consecutive year.

ELIGIBILITY: To enter the contest students must be either:

- A current member of an ADDA Student Chapter.
- Currently enrolled in a school with curriculum certified by the Association.
- Currently enrolled in a school having an Educational Institution Membership.

ORGANIZATION The contest is divided into two categories, Advanced and Beginning.

Category A is for advanced students. An advanced student is one that by the contest close date has completed 3 or more full semesters of classroom training in drafting with at least 1 semester, or 2 quarters, at the post-secondary level. For instance, a student in their 2nd year of technical school or college or a student in their 1st year of technical school or college with 2 semesters of drafting in High School would be classed as an advanced student. You will notice that this category will contain both CAD and manually prepared entries.

Division A is for advanced students as described above.

- | | |
|---|--|
| A-RES Architectural Residential Design Drafting | A-COM Architectural Commercial Design Drafting |
| A-APRE Architectural Rendering | A-MECH Machine and Mechanical Working Drawings |
| A-TILM Technical Illustration, Mechanical | A-OPEN Open |

Category B is for beginning students. A beginning student is one that by the contest close date is a High School student or has completed less than 2 full semesters or 3 quarters of post-secondary training in drafting. This category will also contain both CAD and manually prepared entries.

Division B is for beginning students as described above.

- | | |
|--|--|
| B-ARES Architectural Residential Design Drafting | B-COM Architectural Commercial Design Drafting |
| B-APRE Architectural Rendering | B-MECH Machine and Mechanical Working Drawings |
| B-TILM Technical Illustration, Mechanical | B-OPEN Open |

JUDGING CRITERIA The Judges look for good drafting techniques and skills. Judging is based on the principles and theories of the profession and not based on the creation process. Entries are evaluated according to the 'letter of the rules.' and based on both industry standards and ANSI/ASME Standards on the following:

Judging Criteria

- | | | |
|--|---|--|
| Appearance/Neatness | Accuracy | Creativity |
| Line work, Line Type differentiation | View Selection | Reproducibility and legibility of plot |
| Organization (correct view placement) | Dimensioning, dimensioning styles | Spelling |
| Lettering, font size and appropriateness | Title Block (correct, unmodified use of the ADDA Contest Formats) | |

AWARDS & RECOGNITION

The winning entries in each division are indicated by the following awards.

BOARD OF GOVERNORS AWARD OF EXCELLENCE

BOARD OF DIRECTORS AWARD
PRESIDENTIAL AWARD

A recognition certificate is awarded to each of the three places in each Division. A minimum score of 70 is required to place. The Board of Governors winners also receive a \$100.00 cash prize and a voucher for the conference fees worth over \$600.00. The

Chief Architect®
 3D Architectural Design Software



- Architectural Drafting
- Building & Construction
- Family & Consumer Science
- Interior Design & Housing

- Graphics & Theater Arts
- Ag & Horticulture
- Criminal Justice
- Applied Math
- Cabinetry



- Curriculum Provided
- 400+ Training Videos
- Step-by-Step Tutorials
- Certification Exams
- User-Friendly 3D Design for Students

No CAD Experience Needed!

- 2D & 3D Design
- Artistic & Photo Realistic Rendering
- Landscaping & Decks
- Kitchens & Baths
- Residential & Light Commercial
- CAD & Construction Drawings
- Materials List & Cost Estimating

www.chiefarchitect.com

1-800-482-4433

54th Annual Technical Conference
 KANSAS CITY MISSOURI
 April 09-12, 2013

Accommodations Provided by the



Holiday Inn
 Country Club Plaza
 One East 45th Street
 Kansas City Missouri



Teaching Systems, Inc.
(800) 762-4133
www.teachingsystems.com

For over 45 years

*Teaching Systems, Inc. has been in the business of selling high end
 name brand, industrial equipment, systems, software, services
 exclusive support and turnkey laboratory solutions to
 educational institutions in the states of Texas, Oklahoma and New Mexico.
 If you would like to find out more about Teaching Systems, Inc. and their products you
 can request literature at teachingsystems.com*

4021 Hilltop Iron Drive, Suite 133
 Arlington, Texas 76010



GRAPHISOFT
ARCHICAD

Do not go where the path may lead,
 go instead where there is no path
 and leave a trail."

Ralph Waldo Emerson

Continued from page 1-Random Thoughts- drafting principles such as correct line weights, how to dimension and tolerance a part, view placement, understanding how the software just created that auxiliary or isometric view, what type of a section they just created, etc. I blame the computer age for this as most new drafting students or drafters want to use CAD instead of learning/mastering the profession's basic manual tools. I do understand. That shaded 3D model is much cooler to create than understand how such was created and then translate into a quality production/working drawing.

Now before you all grab your pitchforks and starting chanting get the tar and feathers, think of it this way: Would you have someone work on your car or perform needed surgery and the person doing task so did not have the basic fundamentals of what they were doing or why? I don't think so. We need to bring those basic fundamentals back through instruction and daily tasks on the job. Knowing CAD software is one thing but actually understanding what you are doing with it is another.

I mentioned earlier that my experience has mostly been in the mechanical area of the industry, without any actual exposure to other fields of the profession. While I did not receive any actual working exposure, I have been connected to a great organization that promotes and supports all of the professions fields, the ADDA.

This organization not only supports the professional but also the student, either in high school, junior college, technical school or college by offer training conferences, certifying a schools program and instructors and offering a proficiency test in different fields/skill levels. Plus I have had the pleasure to be exposed to drafting instructors and professionals in different fields than mine. Appreciation is not there until one understands how or why their requirements are vastly different that my experience has brought. Understanding civil drafting is still a mystery for me.

After my retirement, I will continue to serve on the ADDA's Board of Directors, as long as they will put up with me. My presidency of the Board will be always directed to the support of the profession and ADDA by looking for additional areas where we can make a difference.

I will now close with a trivia question. What is a 'drafting duck' and its purpose? If you want, you can send your answers to the ADDA's website email address for me.



Ethics Thought

Dr. Christopher Bauer

Might Your Company Need A Digestive Aid?

It is essential that everyone in your organization be fully aware of the values that your business espouses. It will be impossible for your employees to be adequately clear about those values, however, unless they can be stated in a manner that is clear, concise and easily 'digestible'. Said another way, if employees can't easily articulate, recall, and recite your values without thinking twice, you haven't yet refined them to the point at which they can be adequately easily digested, recalled, and used to their maximum benefit.

In creating or updating your values statement, be sure to write it in such a way that every employee will be able to easily and clearly determine whether or not their actions - each and every one of their actions, in fact - are aligned with your stated values.

Can it be difficult to state core values in a truly easily digestible style? Sure. However, it will be well worth the effort and time taken to do so. After all, unless your employees can fully understand and accurately remember each of your core values at all times, how can they be expected to persistently use them to judge whether or not their behavior is bringing those values to life throughout their working day?

Once created and appropriately implemented, a truly well-written values statement will pay off day after day through the increased focus and direction it will provide to everyone guided by it. In addition to his programs on professional ethics, Christopher Bauer helps companies build their bottom line through the development of values-driven management, leadership, customer service, and branding initiatives. Information on his programs can be found [here](#).

Interested in ethics commentary or resources? Both can be found at [Christopher Bauer's Ethics Nexus blog](#) and links to other ethics commentary and resources can be found on Twitter @ethicstweet. "Better Ethics NOW: How To Avoid The Ethics Disaster You Never Saw Coming (Second Edition)" is available for purchase [here](#). "A great book on ethics. Well done!" - Stephen M.R. Covey - Best-selling author of The Speed of Trust. copyright 2012 by Christopher Bauer - all rights reserved (Information on Bauer Ethics Seminars is available at www.bauerethicsseminars.com.)

the CadCARD SLIDE CHART

ADDAs Member Discounts 10%

US Version CadCARD	\$18.90
ISO Metric CadCARD	\$18.90
ANSI/Arch Metric CadCARD	\$18.90
Wallet-Size CadCARD JR	\$ 7.20
All Four – One of Each	\$56.70



The full-featured CadCARD Slide Charts (U.S. or Metric Versions) are reference tools for use with AutoCAD. Designers, architects, engineers, and drafters find them to be quick, easy to use aids in many of the day-to-day CAD tasks that would otherwise have them reaching for a calculator. Instructors use CadCARDs to assist in explaining many CAD concepts such as scale and its effect on drawing elements. CadCARD JR features a reversible insert for calculating drawing scales, scale factors, inverse multipliers, and text heights for commonly used sheet sizes in both engineering *and* architectural units. CadCARDs become instant reference tools for everyone from the new user to the seasoned pro.

CadCARD Slide Charts are compatible with all versions of AutoCAD and other software that functions with AutoCAD. In addition, many features are useful with other CAD software such as IntelliCAD, Microstation, Solidworks, Revit, Solid Edge, BIM, Inventor, TurboCAD, and Mechanical Desktop.

Free Shipping Secure Ordering

10% Discounts On-Line for ADDAs Members

www.cadcard.com/id40.html

Autograph Technical Services

A Connection to Reality

Olen Parker ADDAs Executive Director



HEARLIHY

www.hearlihy.com

ADDA^{International}
Design Drafting NEWS
2nd Quarter 2012

the cad academy[®] partnering with ADDA Certification

The CAD academy, headquartered in Phoenix, Arizona has partnered with ADDA to deliver Professional Certification Examinations and Curriculum Certification Reviews in conjunction with their national training programs. ADDA will piggyback the final days of the CAD academy's week long training programs and deliver the ADDA Certification Process to their attendees.

The ADDA process can include Mechanical and Architectural Test Reviews, a full review of the ADDA Curriculum Certification Process and filing procedures as well as the Professional Examination in the chosen discipline.

The CAD academy is the first training company to offer a variety of software programs, the related training, and

software curriculum in a total package to educational and training facilities.

CAD academy curriculum is software based, and includes the principles and requirements necessary to delivery a production drawing.

CAD academy is an authorized trainer for GraphiSoft ArchiCAD, A+CAD, Google Sketchup, Adobe, Discovery and SolidWorks. For more information contact the CADacademy directly at www.cadacademy.com

The ADDA approval of CAD academy curriculum does not replace the requirement of industry certification. It does however contain components that work toward the total Industry Certification Process issued by ADDA.



Changing the Way Companies
Develop Products

1-888-225-7579 • www.eacpds.com • Twitter @eacpds • YouTube.com/eacpds
Training • Engineering & Design • Assessments • Software • Implementation

PTC[®] University • Learn
CREO™ • Design
Mathcad[®] • Capture
Windchill[®] • Collaborate



Call for White Papers 2013 ADDA Conference

ADDA is currently seeking speakers and presenters for the 2013 ADDA Technical Conference to be held in Kansas City Missouri, April 09-12, 2013.

Submissions may consist of any subject areas or projects related to the design drafting or graphic profession. Submission may be made by Companies, Suppliers, Students, Instructors or Manufacturers within the career field.

Papers will also be accepted for subjects such as ethics, professional development, standards and related areas for employment and employee development.

Submission should be received by 30, September 2012.

Email submissions to: corporate@adda.org

Fax Submission to: 731-627-9321

Additional Information may be obtained on our website by visiting www.adda.org.

New Membership Levels

ADDA has authorized two new professional membership levels for your convenience, described below.

Select Professional Membership—This membership is good for three years from the date of issue. Cost of the membership is \$210.00 which equates to only \$70.00 per year.

Elite Professional Membership—This membership is good for five years from the date of issue. Cost of the membership is \$325.00 which equates to only \$65.00 per year.

These membership levels are ideal to run in conjunction with professional certifications expirations, or for individual or companies wishing to take advantage of budgetary constraints.

The new Membership Renewal reflects these two new classifications and processes.

Curriculum Certification Renewal Process now a little easier

The ADDA Board of Directors have authorized important changes in the Curriculum Certification Renewal Process.

All secondary curriculum certification packages will now be used for an initial period of three years. The annual renewal still applies with only the renewal application to complete and a program update form.

The post secondary renewal process is similar, except the initial period for these programs will be five years.

It should take less than 1 hour to complete the entire renewal package process for either program.

ADDA is conscientious of the many forms and regulations required for instruction and that each of these processes takes time away from the classrooms, students and lab times necessary to properly train the future drafter and designers.

The new information is now available for download from the website www.adda.org or you may contact Pennie King at the office by calling 731-627-0802

Autodesk

Bauer Ethics Seminars

Rethinking Design Education

This is a seven part series written by Paul Backett, for online design magazine Core77 he discusses these design lapses from the perspective of someone who constantly reviews the portfolios of recent graduates. Each part outlines a set of fundamental skills that Industrial Design courses need to teach, with clear examples of each, and proposals on how to adjust programs to make that happen. The series culminates in a survey of top design programs, explaining what makes each of them special, and the hope they offer for bringing ID education up to the level demanded by today's most innovative companies.

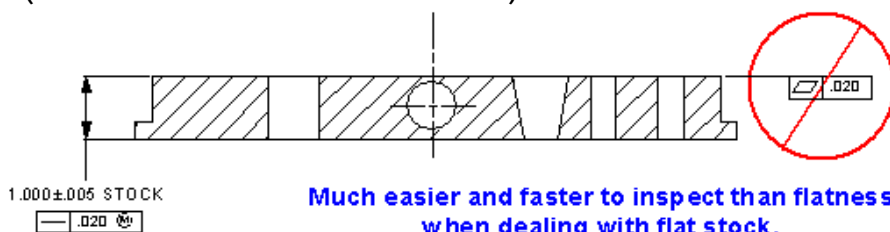
<http://www.ziba.com/#/perspectives/article/rethinking-design-education/>

First Phase of New Automated ICC Code Checking Technology Completed

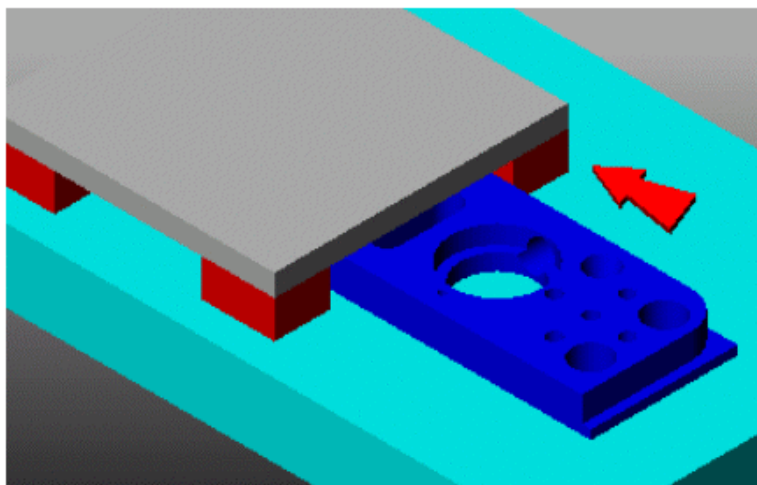
The International Code Council and Fiatch have completed the Proof-of-Concept phase of the AutoCodes Project initiative, which seeks to employ automated code checking technology and Building Information Models (BIM) to help speed up and improve consistency in the building code and approval process. BIMs are complex databases containing detailed design and construction information that can be rendered visually in three dimensions, and checked very quickly. <http://www.iccsafe.org/newsroom/Pages/05162012-NR-BIM.aspx>

Consider Straightness on Your Parts Made from Flat Stock

(in accordance with Y14.5M-1994 standard)



Provided by Tec-Ease Inc.



Many parts are made from stock which is left in the as furnished condition. Rule #1 does not apply to the thickness of these parts. Therefore, the form variation of the part is whatever the mill supplies. Many designers will control the form of such parts with flatness. Flatness is often a very time consuming inspection. When straightness at MMC is applied to the material thickness, a simple envelope gage at the virtual condition may be used to limit form variation. In this example, the envelope gage used to verify straightness would measure 1.025. The actual local size of this part must be checked with a micrometer type measurement to assure that, at any cross section, the thickness is between .995 and 1.005.

Computer Aided Drafting Jobs From Home: The Future Of The Industry

06.03.2012 | Author: Victor Carington

Drafters are currently in high demand which means there are many different kinds of opportunities for them to succeed in their chosen field. Many are deciding that computer aided drafting jobs from home are a great way to earn more money and freedom. There are a lot of pros to this kind of work but there are also a few disadvantages too.

By working in their own house an individual has the chance to earn more money than having a single job at an office. If time is managed well a drafter should be able to do multiple jobs simultaneously. This will also protect them from relying entirely on one company for their income, which can be a problem if that work suddenly goes away.

In the past it was difficult to work out of the house because drafting required a lot of expensive equipment. This equipment is now much more affordable than it once was. Most drafters can fit their house with a good computer and CAD software, which means they no longer need an office to do their job.

People who work in their own house are often more productive than those in an office. This is because they are not made to spend long hours commuting and fighting traffic but can wake up and just go to work in their pajamas if they want to. The office often contains distractions that will not be present at home, so it can be a good way to increase concentration.

There are some disadvantages to working in the house as well. Some people are actually more distracted by their own things than they would be at the office. Also, working in the house requires the individual to be self motivated, which not all people are. In addition, working from home might require the drafter to make investments in expensive equipment and software that is usually purchased by a company.

Although there are some disadvantages, most drafters should at least consider if computer aided drafting jobs from home is a good idea for them. Most people dream of not having to make that awful commute in the morning and this is one way to avoid it. If a person is self motivated and has the right attitude they can be a success without leaving the house.

CAD jobs are suitable for people who enjoy creative activities, but can pay attention to details. Obtaining CAD jobs from home is a growing employment venue. []

Reprinted from <http://www.helpingarticles.com/finance/computer-aided-drafting-jobs-from-home-the-future-of-the-industry>

Journals ? Me ?

Do you keep up with what you do everyday? At work, at home or even community involvement. A hand written journal is a good way to keep up with what you do in any fashion you desire. Those little things which happen each day, such as your boss giving you directions on a project, assigning you a new project, team notes, conversations, telephone calls, etc. This information, times and dates can become very important information when trying to document or even retrace your tracks to cover your butt.

This article link was received via email and follows a protocol which I have used all my working career. Although many of my journals (note books) have been misplaced, it is still an item worth considering. Of course, it is still, to each their own.

Dave Terry has spent 25 years in the computer field programming, planning, and designing small and large systems. He grew up in California, then moved to New York City where he learned computer programming. He started his own computer consulting company in Hawaii while raising his family. He holds several patents connected to his short stint at a pre-IPO California company writing VOIP software. He now works as an Enterprise Software Architect in some big Enterprise.

He balances all this electronic stuff with his hand written journals and sketches. <http://www.diyplanner.com/node/4534>



Ralph Waldo Emerson *“The purpose of life is not to be happy. It is to be useful, to be honorable, to be compassionate, to have it make some difference that you have lived and lived well.”*

“Finish every day and be done with it. You have done what you could; some blunders and absurdities no doubt crept in; forget them as soon as you can. Tomorrow is a new day; you shall begin it serenely and with too high a spirit to be encumbered with old nonsense.”



2013 Technical & Educational Conference
April 09 - 12, 2013
Holiday Inn - Country Club Plaza
Kansas City Missouri

Original Sketches for Normandy D-Day Invasion On Sale

The original plans for the Mulberry harbour invention that allowed the Allied invasion of France on D-Day have emerged for sale for £60,000.

The makeshift harbour was one of the greatest military achievements of all time and its development was even described by Albert Speer - Hitler's architect and armaments minister - as 'genius'.

Prime Minister Winston Churchill had proposed a similar concept in World War One but it became a reality in the next war thanks to Welsh engineer Hugh Iorlys Hughes. The pre-fabricated harbours were towed across the English Channel in chunks and put into place on the Normandy beaches.

This meant the Allies could land troops, vehicles and equipment on French soil without having to capture a port first. While there are several claimants to the invention, Hughes came up with the earliest prototypes.

His plans were drawn up during an intensive seven-week period, from June 17 to August 6, 1942 - two years before D-Day.

The documents for sale are Hughes' own retained copies and are described by him as 'proposed landing jetties'. They are in a scale of 1:44 - and have have been consigned for auction by a collector and will go under the hammer at Bonhams.



Remains of the Pre-Fabricated Harbors & Docks in France

To read this entire story, see photographs of the drawings in detail and a photo of the harbors in use by the US Troops, follow this link or type in the address bar.

<http://www.dailymail.co.uk/news/article-2161119>

Made by IBM Holey Optochip First to Transfer One Trillion Bits per Second Using the Power of Light

LOS ANGELES - 08 Mar 2012: IBM scientists reported on a prototype optical chipset, dubbed "Holey Optochip", that is the first parallel optical transceiver to transfer one trillion bits – one terabit – of information per second, the equivalent of downloading 500 high definition movies. The report was presented at the Optical Fiber Communication Conference in Los Angeles.



With the ability to move information at blazing speeds – eight times faster than parallel optical components available today – the breakthrough could transform how data is accessed, shared and used for a new era of communications, computing and entertainment. The raw speed of one transceiver is equivalent to the bandwidth consumed by 100,000 users at today's typical 10 Mb/s high-speed internet access. Or, it would take just around an hour to transfer the entire U.S. Library of Congress web archive through the transceiver.

Progress in optical communications is being driven by an explosion of new applications and services as the amount of data being created and transmitted over corporate and consumer networks continues to grow. At one terabit per second, IBM's latest advance in optical chip technology provides unprecedented amounts of bandwidth that could one day ship loads of data such as posts to social media sites, digital pictures and videos posted online, sensors used to gather climate information, and transaction records of online purchases.

"Reaching the one trillion bit per second mark with the Holey Optochip marks IBM's latest milestone to develop chip-scale transceivers that can handle the volume of traffic in the era of big data," said IBM Researcher Clint Schow, part of the team that built the prototype. "We have been actively pursuing higher levels of integration, power efficiency and performance for all the optical components through packaging and circuit innovations. We aim to improve on the technology for commercialization in the next decade with the collaboration of manufacturing partners."

Optical networking offers the potential to significantly improve data transfer rates by speeding the flow of data using light pulses, instead of sending electrons over wires. Because of this, researchers have been looking for ways to make use of optical signals within standard low-cost, high-volume chip manufacturing techniques for widespread use.

Continued Page 15





Graduate Lapel Pins

ADD A has authorized the creation of a new product for Certified Curriculum Program Graduates. These pins are 1" in diameter, with Turquoise and

Black Cloisonné filled with a bottom rocker indicating a Certified Program Graduate. These pins are available for \$5.00 each, or \$3.50 each if you order 2 or more. Price includes all shipping and handling. Pin orders must be made by the instructor and are shipped directly to the instructor of the program. No sales will be made to individuals.

Graduate Certificates

As a reminder, Graduates from ADD A Certified Programs are entitled to Graduate Certificates indicating their completion from an ADD A Approved Program. These Certificates are not Certified Drafter Certificates. This only indicates ADD A has approved the material content of the schools curriculum.

ADD A Signature Products

Products Listed - Include cost of delivery
 Please allow 2-3 weeks delivery time.
 Express Delivery Available at additional cost.



Authentic Miniature Louisville Slugger Baseball Bat
 ADD A Signature Cap Hidden Buckle Adjustable Strap
\$15.00 each

ADD A Signature Shirts by Blue Generation
 100% Cotton Twill - LS or SS - Men's and Women's
 Over 20 Colors Available Men's Tall Available in Most Sizes
 Visit: <http://www.bluegeneration.com/> search 8213 for colors / sizes



One Price - Any Size
\$33.00 Delivered

ADD A Design Drafting and Poster Contest

ADD A Design Drafting and Poster Contest are open competitions for Students of any age. Rules are simple and easy to follow. Winners of the Drafting Contest will receive one of three awards for each category or division. Winner of the Poster Contest wins a financial prize as well as the poster being used as the official promotion of Design Drafting Week. Both Contest are judged by industry professionals on a point system of 1-100. Entrants are not actually competing with the other entrants, they are competing against themselves and the industry accepted drafting standards and practices.

To be eligible students must be:

- a member of ADD A at any student level.
- enrolled in an ADD A Certified Curriculum Program
- enrolled in a school having an Educational Institution Membership.

Entrants may not be employed in a professional design drafting position.



GET INVOLVED with ADD A

Your Membership or Certification should be more than a CARD
 Start a Professional Council—Be a Contest Judge
 Promote Design Drafting Week or Work with a local Chapter